

PERMIT
CITY OF NAPOLEON, OHIO - BUILDING DEPARTMENT
 255 West Riverview Avenue, Napoleon, Ohio 43545 - (419) 592-4010

Permit No. <u>3827</u> Issued <u>03/29/96</u>	FEEES	BASE	PLUS	TOTAL
Job Location <u>140 Bordeaux</u>	<input checked="" type="checkbox"/> Building	\$ <u>9.00</u>	\$ <u>36.00</u>	\$ <u>45.00</u>
Lot _____	<input type="checkbox"/> Electrical	\$ _____	\$ _____	\$ _____
Issued by <u>Brent N. Damman</u>	<input type="checkbox"/> Plumbing	\$ _____	\$ _____	\$ _____
Owner <u>John McColley</u>	<input type="checkbox"/> Mechanical	\$ _____	\$ _____	\$ _____
Address <u>140 Bordeaux Napoleon, OH</u>	<input type="checkbox"/> Demolition	\$ _____	\$ _____	\$ _____
Agent <u>Denny Seigman Siding 395-1150</u>	<input type="checkbox"/> Zoning	\$ _____	\$ _____	\$ _____
Address <u>15282 Harris Road Defiance, OH</u>	<input type="checkbox"/> Sign	\$ _____	\$ _____	\$ _____
Use Type - Residential <u>X</u>	<input type="checkbox"/> Water Tap	\$ _____	\$ _____	\$ _____
Other - Describe _____	<input type="checkbox"/> Sew. Insp.	\$ _____	\$ _____	\$ _____
No. Dwelling Units _____	<input type="checkbox"/> Sewer Tap	\$ _____	\$ _____	\$ _____
New _____ Replacement <u>X</u>	<input type="checkbox"/> Temp. Water	\$ _____	\$ _____	\$ _____
Add'n. _____ Alter _____ Remodel _____	<input type="checkbox"/> Temp. Elec.	\$ _____	\$ _____	\$ _____
_____ Occupancy _____	TOTAL FEES.....\$ 45.00			
Change of Occupancy _____	LESS FEES PAID.....\$ 45.00			
Estimated Cost \$ <u>6000.00</u>	BALANCE DUE.....\$ -0-			

ZONING INFORMATION

district	lot dimensions		area	front yd	side yd	rear yd
max hgt	no pkg spaces	no ldg spaces	max cover	petition or appeal req'd		date appr

WORK INFORMATION

Size: Length _____ Width _____ Stories _____ Ground Floor Area _____
 Height _____ Building Volume (for Demo. Permit) _____


Electrical: _____

Plumbing: _____

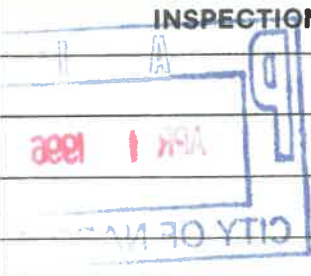
Mechanical: _____

Additional Information: Vinyl Siding & Soffit + fascing

Date _____ Applicant Signature Denny Seigman



INSPECTION RECORD

	UNDERGROUND			ROUGH-IN						FINAL		
	Type	Date	By	Type	Date	By	Type	Date	By	Type	Date	By
PLUMBING	Building Drains			Drainage, Waste & Vent Piping			Indirect Waste			Drainage, Waste & Vent Piping		
	Water Piping									Backflow Prevention		
	Building Sewer			Water Piping			Condensate Lines			Water Heater		
	Sewer Connection									FINAL APPROVAL		
MECHANICAL	Refrigerant Piping			Refrigerant Piping			Chimney(s)			Grease Exhaust System		
				Duct Furnace(s)			Fire Dampers			Air Cond. Unit(s)		
	Ducts/ Plenums			Ducts/ Plenums			<input type="checkbox"/> Radiant Htr(s) <input type="checkbox"/> Unit Htr(s)			Refrigeration Equipment		
				Duct Insulation			Pool Heater			Furnace(s)		
				Combustion Products Vents			Ventilation <input type="checkbox"/> Supply <input type="checkbox"/> Exhst.			FINAL APPROVAL		
ELECTRICAL	Conduits & or Cable			Conduits/ Cable			<input type="checkbox"/> Range <input type="checkbox"/> Dryer			Temp Service Temp Lighting		
	Grounding & or Bonding			Rough Wiring			<input type="checkbox"/> Generator(s) <input type="checkbox"/> Motors			Fixtures Lampholders		
	Floor Ducts Raceways			Service Panel Switchboard			<input type="checkbox"/> Water Htr <input type="checkbox"/> Welder			Signs		
	Service Conduit			Busways Ducts			<input type="checkbox"/> Heaters <input type="checkbox"/> Heat Cable			Electric Mtr. Clearance		
	Temporary Power Pole			Subpanels			<input type="checkbox"/> Duct Htr(s) <input type="checkbox"/> Furnace(s)			FINAL APPROVAL		
BUILDING	Location, Set-backs, Esmt(s)			Exterior Wall Construction			Roof Covering Roof Drainage			Smoke Detector		
	Excavation						Exterior Lath			Demolition (sewer cap)		
	Footings & Reinforcing						<input type="checkbox"/> Interior Lath <input type="checkbox"/> Wallboard					
	Floor Slab			Interior Wall Construction			Fire Wall(s)			Building or Structure		
	Foundation Walls			Columns & Supports			Fireplace Chimney					
	Sub-soil Drain			Crawl Space <input type="checkbox"/> Vent <input type="checkbox"/> Access			Attic <input type="checkbox"/> Vent <input type="checkbox"/> Access					
	Piles			Floor System(s)						FINAL APPROVAL BLDG. DEPT.		
				Roof System			Special Insp Reports Rec'd			Certificate of Occupancy Issued		
ADDITIONAL	INSPECTIONS, CORRECTIONS, ETC.						INSPECTIONS, CORRECTIONS, ETC.					
												

APPLICATION FOR

Residential, Building, Electrical, Plumbing, Mechanical, and Demolition Permit
 FROM - The City of Napoleon, Ohio, Building Department
 255 West Riverview Avenue; P.O. Box 151; Napoleon, Ohio 43545 - Telephone (419) 592-4010

ENTRY NO. _____
 PERMIT NO. 3827 ISSUED 3-29-96
 JOB LOCATION 140 Bordeaux
 LOT _____
 (Subdivision or Legal Description)

ISSUED BY BAD
 (Building Official)

OWNER John McColley PHONE _____
 ADDRESS 140 Bordeaux Napoleon

AGENT Denny Sigman Siding PHONE 395-1150
 ADDRESS 15282 Harris Rd. Defiance

USE: Residential Commercial Industrial
 Other _____

WORK: New Addition Replacement Remodel

ESTIMATED COST = \$ 6000.00

	<u>Base</u>	<u>Plus</u> <small>22.00</small>	<u>Total</u>
<input checked="" type="checkbox"/> Building	\$ 9.00	\$ 36.00	\$ 45.00
<input type="checkbox"/> Electrical	\$ _____	\$ _____	\$ _____
<input type="checkbox"/> Plumbing	\$ _____	\$ _____	\$ _____
<input type="checkbox"/> Mechanical	\$ _____	\$ _____	\$ _____
<input type="checkbox"/> Demolition	\$ _____	\$ _____	\$ _____
<input type="checkbox"/> Zoning	\$ _____	\$ _____	\$ _____
<input type="checkbox"/> Sign	\$ _____	\$ _____	\$ _____
<input type="checkbox"/> Water Tap	\$ _____	\$ _____	\$ _____
<input type="checkbox"/> Sewer Tap	\$ _____	\$ _____	\$ _____
<input type="checkbox"/> Temp Water	\$ _____	\$ _____	\$ _____
<input type="checkbox"/> Temp Elec.	\$ _____	\$ _____	\$ _____

Additional Structure _____ Hours _____
 Plan Review: Electric _____ Hours _____

TOTAL FEES \$ 45.00
 Less Fees Paid \$ _____
 BALANCE DUE \$ _____

ZONING INFORMATION


<u>District</u>	<u>Lot Dimensions</u>	<u>Area</u>	<u>Front Yard</u>	<u>Side Yard</u>	<u>Rear Yard</u>

<u>Max Height</u>	<u>No. Pkg. Spaces</u>	<u>No. Ldg. Spaces</u>	<u>Max Cover</u>	<u>Petition or Appeal Required-Date</u>

WORK INFORMATION

Building: Ground Floor Area _____ sq. ft. Basement Floor Area _____ sq. ft.
 Garage Floor Area _____ sq. ft. 2nd Floor Area _____ sq. ft. Other _____ sq. ft.
 Size: Length _____ Width _____ Stories _____ Height _____
 Building Volume (for Demolition Permit) _____ cubic feet

Description of Work: Vinyl siding & soffit & fascia



ELECTRICAL: Contractor _____ Phone _____
Address _____ ESTIMATED COST = \$ _____
Type of Work: ()New ()Service Change ()Rewiring ()Add'l Wiring TEMPORARY ELEC. REQUIRED - ()Yes ()No
Size of Service _____ Underground _____ Overhead _____ Number of New Circuits _____

Description of Work: _____

PLUMBING: Contractor _____ Phone _____
Address _____ ESTIMATED COST = \$ _____

WATER TAP REQUIRED - ()Yes ()No Size _____ Type of Pipe _____ Water Dist. Pipe _____

SANITARY SEWER TAP REQUIRED - ()Yes ()No Size _____ Type of Pipe _____ Dr. Waste Vt. Pipe _____

STREET SEWER TAP REQUIRED - ()Yes ()No Type of Pipe _____ STREET TO BE OPENED - ()Yes ()No

Main Building Drain Size = _____ Main Vent Pipe Size = _____

LIST NUMBER OF PLUMBING FIXTURES BELOW:

Water Closets = _____ Bathtubs = _____ Showers = _____ Lavatories = _____ Kitchen Sinks = _____ Disposal = _____
Clothes Washer = _____ Floor Drains = _____ Dishwasher = _____ Other _____ Total = _____

Description of Work: _____

MECHANICAL: Contractor _____ Phone _____
Address _____ ESTIMATED COST = \$ _____

HEATING SYSTEM - ()Forced Air ()Gravity ()Hot Water ()Steam ()Unit Heaters ()Radiant ()Baseboard

TYPE OF FUEL - ()Electric ()Natural Gas ()Propane ()Wood ()Coal ()Solar ()Geothermal Other _____

NUMBER OF HEAT ZONES = _____ HOT WATER - ()One (1) Pipe ()Two (2) Pipes ()Series Loop

ELECTRIC HEAT - Number of Circuits _____ Number of Furnaces _____ Number of Hot Air Runs _____

Number of Hot Water Radiators _____ Total Heat Loss _____ Rated Capacity of Furnace/Boiler _____

LOCATION OF HEATING UNITS - ()Crawl Space ()Floor Level ()Attic ()Suspended ()Roof ()Outside

Description of Work: _____

DRAWINGS REQUIRED: All applications must be accompanied by two (2) complete sets of Drawings including Site Plans, Foundation Plans, Floor Plans, Structural Framing Plans, Exterior Elevations, Section and Details, Stair Details, Electrical Layout, Plumbing Isometric, Heating Layout, etc. All Plans shall be drawn to scale, show all existing structure on the Site Plans, and show electric panel and furnace locations.

READ AND SIGN BELOW: The undersigned hereby makes application for a Permit for all work described herein and agrees to complete the work in strict accordance with all applicable provisions of the current edition of the C.A.B.O. Building Code, the Napoleon Building and Zoning Codes, the Napoleon Engineering Department Rules and Regulations, Standard Specifications and other pertinent sections of the Napoleon Code of Ordinances.

Signature of Applicant _____ Date _____